


CPS mini chain




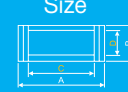








» General information

Item	Value
Material	CPS-Amid(PA6+GF), RoHs
Noise range	40dB(DIN EN 61672-1)
Speed	3 ^m /s
Acceleration	10 ^m /s ²
Temperature	-30°C ~+130°C
Special production	ESD, UV
Certificate	CE, ATEX(Ex)

» Calculation table

Item	Value
Length of Cable Chain	$L = \frac{1}{2} \times LS + LP$
Bending Radius	
The biggest Cable inserted	Multiply 8~10 and the biggest cable
The biggest Hydraulic Hose inserted	Multiply 15~20 and the biggest hose

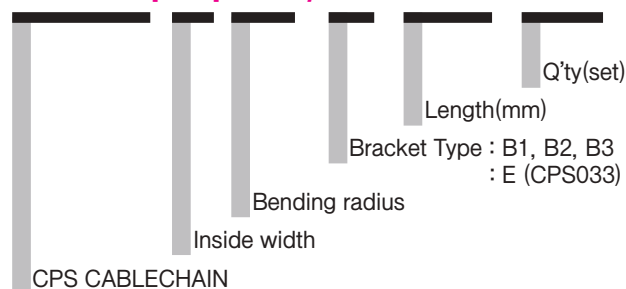
» Dimension table

CPS Cable Chain MINI Type	Pitch	Bending Radius(R) 	Weight kg/m	Speed m/sec	Temperature °C	Size 				Frame type	Section - composition
						A	B	C	D		
CPS 015	15	18, 28, 38	0.100 0.106 0.111 0.115	3	-30 ~ +130	12.6 16.6 21.6 26.6	13	6 10 15 20	10		
CPS 020	20	28, 38, 48	0.245 0.260 0.285 0.310	3	-30 ~ +130	24 29 39 49	20	15 20 30 40	14.5		
CPS 030	30	38, 48, 75, 100	0.380 0.400 0.420 0.440	3	-30 ~ +130	29 39 49 64	26	15 25 35 50	19		
CPS 033	33	35, 45, 75, 100, 120	0.550 0.590 0.610 0.680 0.700	3	-30 ~ +130	45 55 65 85 95	31	27 37 47 67 77	23		

(Dimensions in mm)

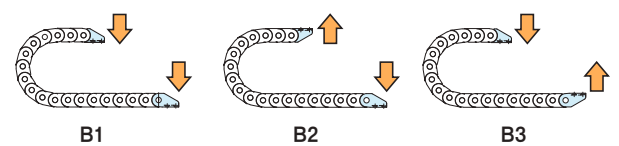
» Ordering

CPS 015, 10, R28 / B2 - 550L : 10ST




» Bracket type

- CPS015, CPS020, CPS030



- CPS033



There are fixing holes of two directions including upper side and lower side.

» Application of CPS mini Chain

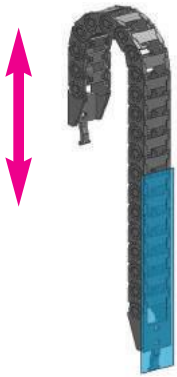
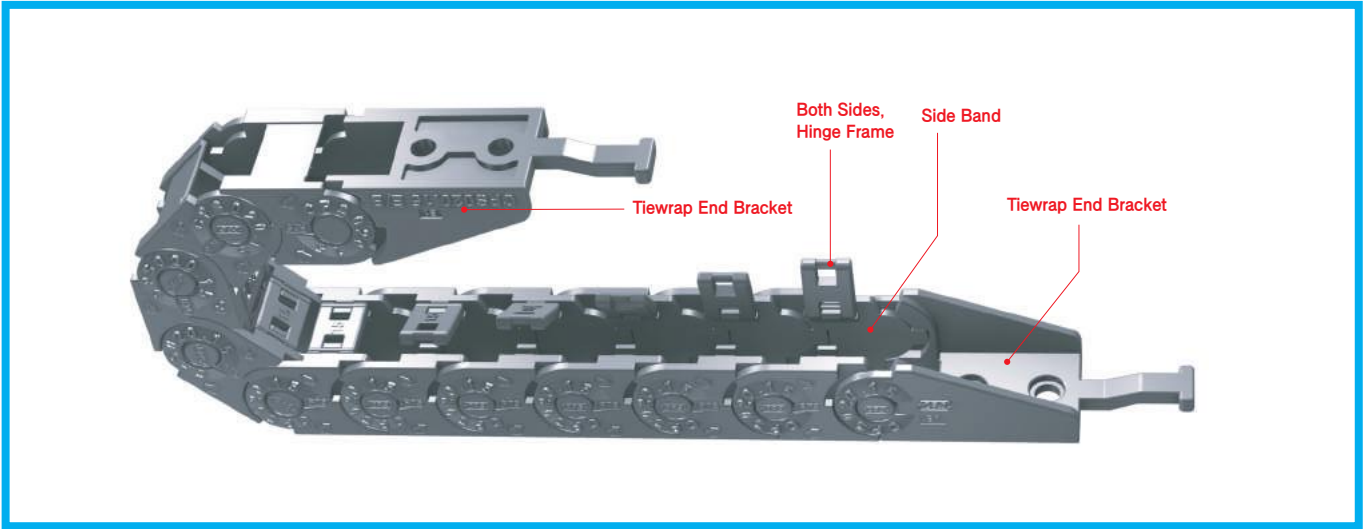


▲ Factory lines.




▲ Machine tools.


CPS 020



Vertical with curve above



Vertical with curve below



Horizontal application mounted on its side

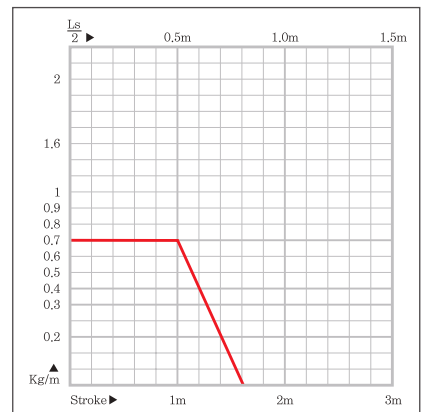
» Calculation of the chain length

$$\left[L = \frac{L_s}{2} + L_p \right]$$

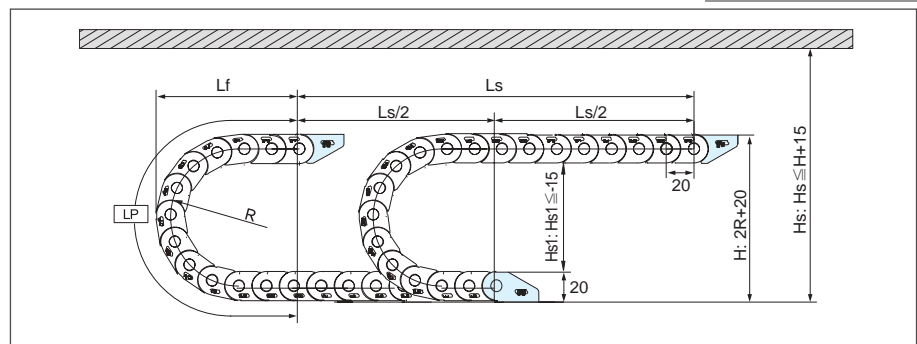
» Other installation length

Vertical curve above = max 1.0m
 Vertical curve below = max 5.0m
 Side Mounted, Unsupported = max 0.5m

» Load diagrams self-supporting length



» Layout of the chain



Bending Radius (R)	Lp Loop Length	Lf Loop Projection	H Moving Height
28	170	78	76
38	200	88	96
48	230	98	116

(Dimensions in mm)

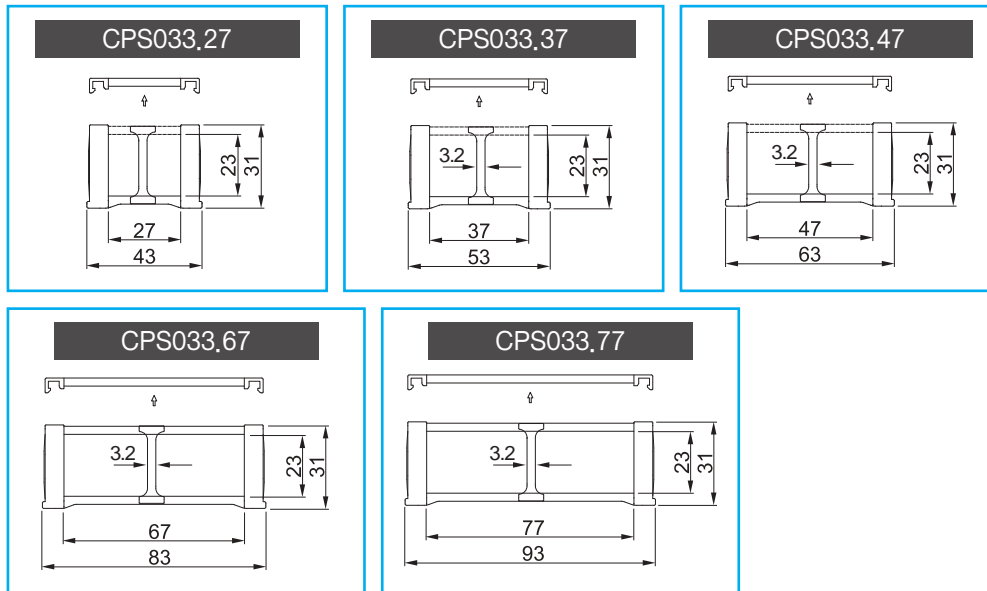
» Chain radius, Weight

Chain Type	Bending Radius (R)	Weight kg/m
CPS 020,15	28, 38, 48	0,245
CPS 020,20		0,260
CPS 020,30		0,285
CPS 020,40		0,310

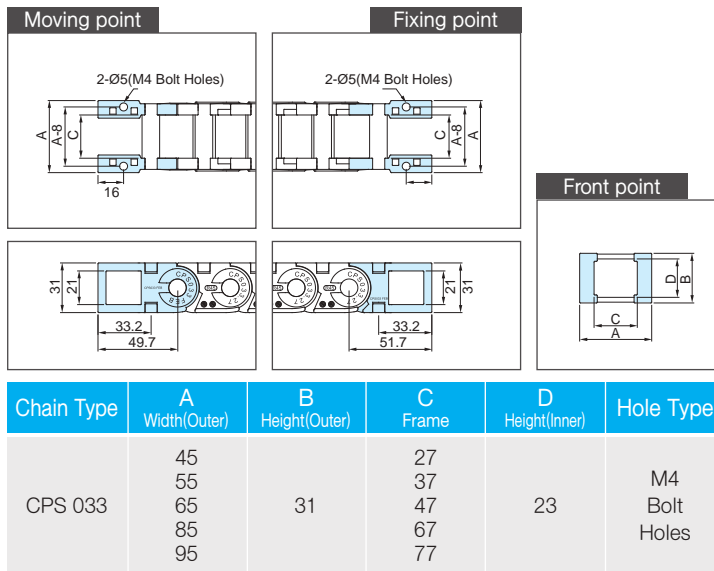
(Dimensions in mm)

» Chain cross section

(Dimensions in mm)

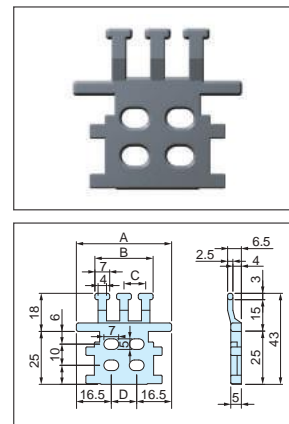


» Easy end bracket



(Dimensions in mm)

» Tie wrap (TW)



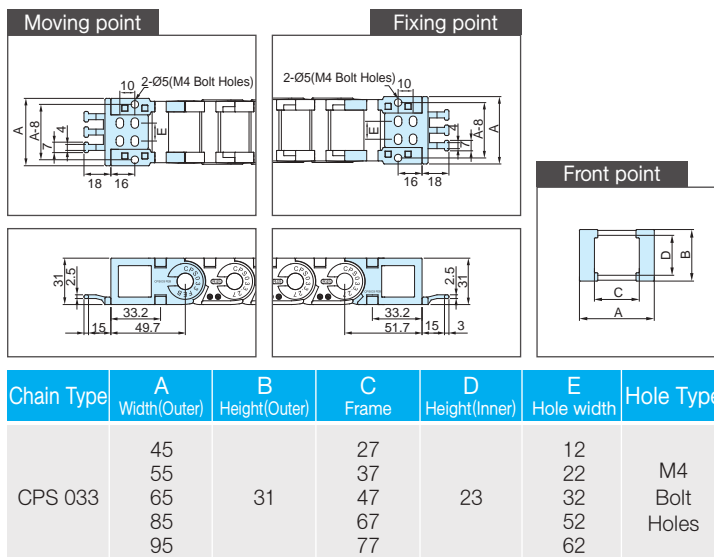
Tie wrap prevents cut off problem of the cable by the twisting and pulling movement.

The tie wrap of this CPS CABLE Chain has two types, separated with bracket type and attached with bracket type.

Chain Type	Ordering No.	A	B	C	D
CPS 033	S-TW033/20CR,27	45.0	27.5	10.20	12.0
	S-TW033/20CR,37	55.0	41.0	8.50	22.0
	S-TW033/20CR,47	65.0	48.0	10.40	32.0
	S-TW033/20CR,67	85.0	68.0	10.00	52.0
	S-TW033/20CR,77	95.0	78.0	8.87	62.0

(Dimensions in mm)

» Easy end bracket (Tie wrap type)



(Dimensions in mm)